



# Quickie Racer

Effective March, 2007

ORDERING INFORMATION PHONE: (02) 98993144, FAX: (02) 98993244, WEBSITE: www.sunrisemedical.com

## ACCOUNT INFORMATION

Account No: \_\_\_\_\_ Drop Ship/Ship To: \_\_\_\_\_  
 Date: \_\_\_\_\_ Name: \_\_\_\_\_  
 P.O. #: \_\_\_\_\_ Address: \_\_\_\_\_  
 Buyer: \_\_\_\_\_ City: \_\_\_\_\_ State: \_\_\_\_\_  
 Marked For: \_\_\_\_\_ Post Code: \_\_\_\_\_ Phone Number: \_\_\_\_\_

### FRAMES

#### CONSUMER INFORMATION:

AGE: \_\_\_\_\_  
 WEIGHT: \_\_\_\_\_  
 HEIGHT: \_\_\_\_\_  
 DISABILITY LEVEL/TYPE: \_\_\_\_\_  
 TYPE AND HEIGHT OF CUSHION TO BE USED: \_\_\_\_\_  
 EVERDAY WHEELCHAIR WIDTH \_\_\_\_\_

#### Frame Length

- A. A-Frame Aluminum (7000 Series) \$ 4,995.00  
 41"  
 43"  
 45"  
 B. T-Tube Aluminum (7000 Series) \$ 4,795.00  
 37"  
 39"  
 41"  
 43" <sup>1</sup>

#### DIMENSIONS FROM DRAWING

Dimensions must be completed. (See page 2)

1. Trunk Length (underarm to seat) \_\_\_\_\_"  
 2. Lower Leg Length (Bend of knee to heel) \_\_\_\_\_"  
 3. Upper Leg Length (Back of seat to bend of knee) \_\_\_\_\_"  
 4. Arm Length (Fingertip to underarm) \_\_\_\_\_"

#### Cage Width

- A. Hip Width - Bottom Rail \_\_\_\_\_"  
 B. Chest Width - Top Rail \_\_\_\_\_"  
 C. Axle Position \_\_\_\_\_"  
 D. Seat Height - Rear \_\_\_\_\_"  
 E. Seat Height - Front \_\_\_\_\_"  
 F. Knee Width \_\_\_\_\_"

#### Frame Color

- Black NC  
 Black Opal NC  
 Blue NC  
 Blue Opal NC  
 Blue Velvet NC  
 Candy Blue NC  
 Candy Red NC  
 Candy Turquoise NC  
 Forest Green NC  
 Midnight Purple NC  
 Orange NC  
 Razzleberry NC  
 Pearl Pink NC  
 Toxic Green NC  
 Yellow NC

#### Custom Splatter

- Purple Chase \$300.00

#### Special Effects/Custom Paint

- Front to Back Fade \$460.00  
 Linear Fade \$460.00

### WHEELS

#### Camber

- 12° STD

#### With 18" Front Wheels

- 700 Rear Wheels STD  
 26" Rear Wheels NC

#### With 20" Front Wheels

- 700 Rear Wheels STD

#### Wheel Options

- Omit Front Wheel -\$70.00  
 (Intende Wheel size for Set-up \_\_\_")  
 Omit Rear Wheels and Handrims -\$300.00

#### Rear Axle

- Phil Wood with 7/16" Axle \$55.00  
 Phil Wood with 1/2" Axle STD

#### Rear Tires

##### Clincher

- Specialized Turbo Clincher 700 NC  
 Turbo Clincher 26" NC  
 Continental Grand Prix 26" NC

##### Tubular (Only available with 700)

- Rapide STD  
 Ultima NC  
 Continental LA-19 Tubular 700 \$125.00

### PUSHRIMS

#### Diameter

- 13"  
 13.5"  
 14"  
 14.5"  
 14.75"  
 15"

#### Choose One Below

- Bare (1/2" Diameter Tube) STD  
 Friction Tape (1/2" Diameter Tube) NC  
 Omit Handrims -\$30.00  
 Tire Glued onto Handrims (3/8") \$85.00

### HANDLE BARS

- 6" Handle Bar (A-Frame) STD

#### Fork Mounted

- 6" Handle Bar (T-tube Only) STD  
 10" Handle Bar (T-Tube Only) \$60.00  
 Aero Bar (T-Tube Only) \$60.00

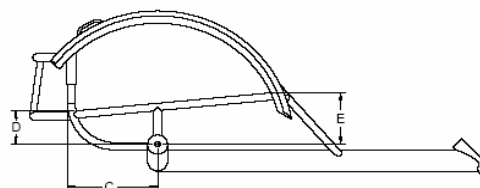
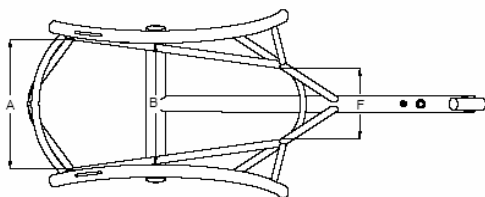
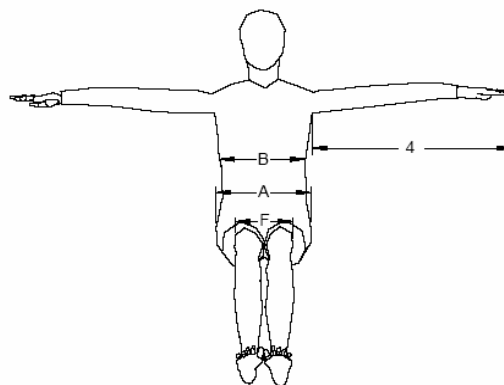
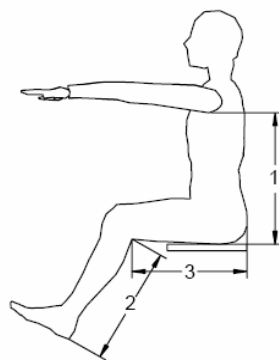
#### FOOTNOTES:

<sup>1</sup> Frame length noted is for 20" wheels only. Subtract 1" for 18" wheels.

Brake Lever (All models choose one)		
<input type="checkbox"/>	Mounted on Right	STD
<input type="checkbox"/>	Mounted on Left	NC
UPHOLSTERY		
<input type="checkbox"/>	Amputee	NC
<input type="checkbox"/>	Legs Rear	STD
<input type="checkbox"/>	Legs Forward w/ Footplate	NC
COMPENSATOR HANDLES		
<input type="checkbox"/>	A-Frame Double	STD
<input type="checkbox"/>	T-Tube Aluminum Double	STD
COMPUTER		
<input type="checkbox"/>	Cycling Computer	STD
<input type="checkbox"/>	Deluxe Cycling Computer (Cordless)	\$125.00

ACCESSORIES		
<input type="checkbox"/>	Friction Tape	\$6.00
Helmet		
<input type="checkbox"/>	Medium	\$85.00
<input type="checkbox"/>	Large	\$85.00
Miscellaneous		
<input type="checkbox"/>	Presta Valve Adapter	\$6.00
<input type="checkbox"/>	Rim Cement for Tubular Tires	\$6.00
<input type="checkbox"/>	High Pressure Tire Floor Pump	\$97.00

TOTAL CHAIR PRICE \$ \_\_\_\_\_



**A) HIP WIDTH (BOTTOM RAIL)**

Width of cage measured between seat rail tubes at rear of chair. To find hip width place two firm objects (such as clipboards) on the rib cage near the bottom of the lats. The narrowest part of the cage is directly above the axle between the top rails or fenders. The fenders on the A-frame and T-tube aluminum racers follow the wheels and become approximately 1/2" wider at the point where the athlete sits while pushing the chair.

**B) CHEST WIDTH (TOP RAIL)**

Measured from inside to inside to top rail or fenders. To measure chest width place two firm objects (such as clip boards) on the rib cage near the bottom of the lats. The narrowest part of the cage is directly above the axle between the top rails or fenders. The fenders on the A-frame and T-tube aluminum racers follow the wheels and become approximately 1/2" wider at the point where the athlete sits while pushing the chair.

**C) AXLE POSITION**

Typically the axles is positioned 5" to 8" in front of rear upright. For a short to average height person "C" will equal 5"-6". For a taller person "C" will equal 7"-8". To determine axle position: Divide the upper leg measurement by 2 and subtract by 4. Example: Upper leg = 18", 18"/2=9, 9-4=5.

**D & E) SEAT HEIGHT**

Determine by the difference in the length of the arm and the length of the trunk. The object is to position the shoulder 1" - 2" behind the front of the rear wheel and be able to reach the bottom of the pushrim. A typical range for seat heights for legs rear would be 4" or 5" for "D" and 8" to 10" for "E". For legs forward, 2" or 3" for "D" and 7" or 9" for "E". Normally the seat is 4" to 5" higher in the front than in the rear.

**F) KNEE WIDTH**

Measure the widest part of the knees when athlete is seated in a chair with knees together.

**A) QUICKIE RAVER A-FRAME ALUMINUM (7000 SERIES, A-STYLE FORK)**

Leading fork, A-style  
Low front end  
18" or 20" front wheel  
Reduction steering for safer turns  
Easy to reach handle bars  
Full fender cage for a narrower overall width  
Frame is made of 7000 series aluminum - an extremely light yet strong alloy used exclusively by Quickie.  
26" or 700 rear wheels

**B) QUICKIE RAVER T-TUBE ALUMINUM (7000 SERIES)**

Aluminum fork  
18" or 20" front wheels  
Aerodynamic fork-mounted handle bars.  
Full fender cage for a narrower overall width  
Frame is made of 7000 series aluminum - an extremely light yet strong alloy used exclusively by Quickie.  
26", 700 rear wheels.

**CAMBER**

The angle of the rear wheels when measured from vertical. Camber gives the chair stability and minimizes arm rubbing.  
Standard camber is 12°.

**WHEELS**

Rear Wheel Sizes  
Choice of 700, 26"  
700 - most common for adults, 26" - short adults and juniors.

Front Wheel Sizes  
Choice of 20", 18"  
20", 18" - good choice for adults  
20" - athletes who run with a heavy front end on rough roads.

**TIRES**

Clincher tires- Separate tires and tube. Tires are not glued to rims. Tube can be repaired or replaced in the event of a flat.  
Tubular tires- The tubular type tire is glued to the rim before inflating. Tubular tires are typically lighter, but require more maintenance.

**REAR AXLE**

Available in 2 sizes, 7/16" or 1/2" stubby axles. Stubby axles make it easier to remove wheel.

**PUSHRIMS**

Available in six different diameters, 13"-15" The average size pushrims for adults is 14" - 14 1/2" and 13" - 13 1/2" for juniors.  
Glued on tires provide longer wear and better grip for pushing.

**HANDLE BARS**

Handle bar length is determined by frame length and arm length. The brake lever is mounted to the handle bar. Juniors and small adults will use 10" handle on the T-tube racer. The A-Frame racer has a 6" handle that can be easily reached because of its unique frame design.

**UPHOLSTERY**

**Legs Rear**

Athlete is seated with feet below his or her buttocks and behind the axle tube. The knees are forward and slightly elevated. The position works well for individuals with lower level injuries and good flexibility.

**Amputee**

The seat sling is designed for bilateral above-the-knee amputees.

**Legs forward**

Athlete is seated with legs forward and the feet in front of the axle tube. A footplate supports the feet and a strap secures the knees.

Sunrise Medical  
7/15 Carrington Rd  
Castle Hill NSW 2154  
(02) 9899 3144

