



# QUICKIE SALSA™



## EIPW15 & EIPW16

Effective: July, 2011

ORDERING INFORMATION: Phone: (02) 8858 9191 • Fax: (02) 8858 9155 • Email: orders@sunrisemedical.com.au

### ACCOUNT INFORMATION

Account: \_\_\_\_\_  
 Date: \_\_\_\_\_  
 PO#: \_\_\_\_\_  
 Therapist: \_\_\_\_\_  
 Customer Name: \_\_\_\_\_

Ship To: \_\_\_\_\_  
 Name: \_\_\_\_\_  
 Address: \_\_\_\_\_  
 City / State: \_\_\_\_\_  
 Postcode: \_\_\_\_\_ Phone: \_\_\_\_\_

### 1. QUICKIE SALSA™

<b>SALSA™ 6</b>		
<input type="checkbox"/> EIPW15	Quickie Salsa™ VR2 Standard Chair	\$6,195
See FIG. 1.1		
Includes:-		
70A VR2 Drive Control with 4 Btn Hand Cntrl (FIG. 1.2)		
136kg 10kph Motor Package (FIG. 1.3)		
Quickie ASAP 2 Seat Frame (FIG. 1.4)		
Vehicle tie down points- transit ready		
Flip Back Height Adj. Armrests w/ Waterfall Arm pads 14" (FIG. 1.5)		
Auto style positioning belt (FIG. 1.6)		
8A Offboard Charger (FIG. 1.7)		
60 AMP/HR Gel batteries		
14" Drive Wheels (FIG. 1.8)		
8.5" Solid Front Castors		

Base package includes frame, standard wheels, casters, seat interface, standard electronics package. Client accessories and other options to alter chair performance are additional charge.

### WHEEL OPTIONS

<input type="checkbox"/> 167D51	14" Cast Wheel Pneumatic with Solid / Inserts	\$280
---------------------------------	---	-------

### 2. BASE CHAIR OPTIONS - FRAME COLOUR

<input type="checkbox"/>	High Gloss Silver (FIG. 2.1)	NC
--------------------------	------------------------------	----

### 3. BATTERY

<input type="checkbox"/> 78A47	60Amp/HR Gel Cell (PR) (FIG. 3.1)	STD
--------------------------------	-----------------------------------	-----

### STANDARD JOYSTICK

<b>VR2 Joystick</b>		
<input type="checkbox"/>	Standard Mount	NC
<input type="checkbox"/>	Swing Away Mount	\$325
	<input type="checkbox"/> Left Side	
	<input type="checkbox"/> Right side	



FIGURE 2.1 - High Gloss Silver Frame



FIGURE 3.1 - Battery



Quickie ASAP Seat Frame

### 4. POWER SEAT OPTION (FIGURE 4.1)

<input type="checkbox"/> 178PJ4	Quickie Rehab 50° CG Tilt	\$2,600
<input type="checkbox"/> 178PA6	Power Recline without Shear reduction	\$1,450
Tilt range reduced to 30° when combined with Recline		

When Selecting Tilt + Recline - R net Upgrade must be selected at additional cost

When Selecting tilt, recline & powered legrests, R net Upgrade and Thru Drive 2+ (ISM Module) must be selected at additional costs



FIGURE 4.1 - Quickie Rehab 50° CG Tilt with ASAP 2 Seating

1.1 - Quickie Salsa™ VR2 Standard Chair		1.2 - 4 Button Non expandable P+G VR2 Drive Control NA with Specialty drive controls
1.3 - 2 Pole Motor Pkg	1.4 ASAP Seat Frame	1.5 Adj. Armrests
1.6 Positioning Belt	1.7 Off Board Charger	1.8 Drive Wheels
1.9 - Quickie Salsa TM	2.0 - Battery Box	

For Advanced Joystick options, please see page 5!

**5. ASAP 2 SALSA (TILT) BACKREST OPTIONS - Back Type**

- |                                  |                                |       |                                  |  |       |
|----------------------------------|--------------------------------|-------|----------------------------------|--|-------|
| <input type="checkbox"/> 178BT92 | NEW Curved Backrest (FIG. 5.1) | \$339 | <input type="checkbox"/> 178BT93 | JAY SPO Posterior positioning Back for Power Tilt (FIG. 5.2) (includes the JAY Foam Customization Kit, complete with interchangeable foam pieces.) | \$695 |
| <input type="checkbox"/> 178BT87 | Omit Backrest and Upholstery   | -\$15 |                                  |  |       |



FIGURE 5.1 - Curved Backrest

FIGURE 5.2 JAY SPO Back for P-Tilt

**6. ASAP 2 SALSA (TILT) BACKREST OPTIONS - Back Height (FIG. 6.1)**

- |                                  |                        |    |
|----------------------------------|------------------------|----|
| <input type="checkbox"/> 178B149 | 18"                    | NC |
| <input type="checkbox"/> 178B150 | 20"                    | NC |
| <input type="checkbox"/> 178B151 | 22"                    | NC |
|                                  | (Only avail with Tilt) |    |
| <input type="checkbox"/> 178B153 | 24"                    | NC |
|                                  | (Only avail with Tilt) |    |



FIGURE 6.1 - Back Height

**7. SALSA REHAB TILT BACKREST OPTIONS - CG Tilt Electronic & Power Recline**

- |                                 |   |       |
|---------------------------------|---|-------|
| <input type="checkbox"/> 178TJ1 | Standard Toggle Switch Activation               | NC    |
|                                 | <b>Toggle Switch Mount Locations - Choose 1</b> |       |
| <input type="checkbox"/> 178TN1 | Mount next to Joystick                          | NC    |
| <input type="checkbox"/> 178TN2 | Mount Opposite Joystick                         | NC    |
|                                 | (Not permitted when used w/Omni)                |       |
| <input type="checkbox"/> 178TJ3 | Thru Drive Control (FIG. 7.2)                   | NC    |
| <input type="checkbox"/> 178EO4 | Thru Drive 2+ Actuators (ISM Module)            | \$995 |
|                                 | (R- Net system Only with additional upcharges)  |       |



FIGURE 7.1 - Standard Toggle Switch Activation



FIGURE 7.2 - Thru Drive Control

**8. PULSE REHAB TILT BACKREST OPTIONS - Headrest**

Included at no charge on Specialty Controls (FIGURE 8.1)

- |  |                                 |  |                                  |
|--|---------------------------------|--|----------------------------------|
| <input type="checkbox"/> <b>New Whitmyer Linx Headrest - Small</b> | <b>\$425</b>                    | <input type="checkbox"/> <b>New Whitmyer Linx Headrest - Large</b> | <b>\$425</b>                     |
| 178HE60  | Plush Head Support Pad 8 x 4.5" | 178HE66  | Plush Head Support Pad 10 x 4.5" |

**9. POSITIONING OPTIONS - Swing Away Thoracic Supports (FIGURE 9.1)**

Track Mounting not available on No Charge SPOT Back. Sold as EACH. **Must select both left and right for a pair; mix sizing permitted.**

- |  |                           |   |                           |
|--|---------------------------|---|---------------------------|
| <input type="checkbox"/> <b>Swing Away Lat. Thoracic Supports LEFT</b> | <b>\$395</b>              | <input type="checkbox"/> <b>Swing Away Lat. Thoracic Supports RIGHT</b> | <b>\$395</b>              |
| 1782V09  | Lateral Pad Curved 4 x 5" | 1782V10   | Lateral Pad Curved 4 x 5" |
| <input type="checkbox"/> <b>Swing Away Lat. Thoracic Supports LEFT</b> | <b>\$395</b>              | <input type="checkbox"/> <b>Swing Away Lat. Thoracic Supports RIGHT</b> | <b>\$395</b>              |
| 1782V11  | Lateral Pad Curved 4 x 6" | 1782V12   | Lateral Pad Curved 4 x 6" |

**10. POSITIONING OPTIONS - New Long Thigh Supports w/ Mesh Pocket (FIGURE 10.1)**

Sold as EACH. **Must select both left and right for a pair.**

- |  |              |   |              |
|--|--------------|---|--------------|
| <input type="checkbox"/> <b>Thigh Supports with Mesh Pocket - LEFT</b> | <b>\$395</b> | <input type="checkbox"/> <b>Thigh Supports with Mesh Pocket - RIGHT</b> | <b>\$395</b> |
|--|--------------|---|--------------|

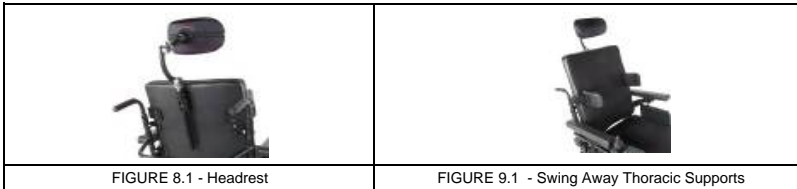


FIGURE 8.1 - Headrest

FIGURE 9.1 - Swing Away Thoracic Supports




FIGURE 10.1 - Thigh Supports w/ Mesh Pocket

**POSITIONING BELT - Select for any style seat**

- |                                  |                         |      |
|----------------------------------|-------------------------|------|
| <input type="checkbox"/> 166A155 | Auto Style Buckle       | NC   |
| <input type="checkbox"/> 166A12  | Belt 2" Aircraft Buckle | \$72 |

### 11. POSITIONING OPTIONS - Additional Options

<input type="checkbox"/>	178A810	Dove Tail Seat Rail Track <b>(FIG. 12.1)</b> <i>(Incl. w/ thigh supports)</i>	\$115
<input type="checkbox"/>	178A811	Padded Chest Strap <b>(FIG. 12.2)</b>	\$345
<input type="checkbox"/>	178A812	Special 2 Point Locking Armrest 9"-10" Ht (Flip Back) Dove Tail Seat Rail Track Required <b>(FIG. 12.3)</b>	\$215
<input type="checkbox"/>	178A813	Special 2 Point Locking Armrest 11"-12" Ht (Flip Back) Dove Tail Seat Rail Track Required <b>(FIG 12.3)</b>	\$215



FIG. 12.1 - Dove Tail Track



FIG. 12.2 - Padded Chest Strap



FIG. 12.3 - 2PT Lock Armrest

#### POSITIONING BELT - Select for any style seat

<input type="checkbox"/>	166A155	Auto Style Buckle	NC
<input type="checkbox"/>	166A12	Belt 2" Aircraft Buckle	\$110

### 12. ASAP 2 SEATING OPTIONS - Seat Width (FIGURE 14.1)

<input type="checkbox"/>	178S7	16"	NC
<input type="checkbox"/>	178S8	17"	NC
<input type="checkbox"/>	178S9	18"	NC

<input type="checkbox"/>	178S10	19"	NC
<input type="checkbox"/>	178S11	20"	NC

### 13. ASAP 2 SEATING OPTIONS - Seat Depth (FIGURE 15.1)

<input type="checkbox"/>	178SD9	16"	NC
<input type="checkbox"/>	178SD10	17"	NC
<input type="checkbox"/>	178SD11	18"	NC

<input type="checkbox"/>	178SD12	19"	NC
<input type="checkbox"/>	178SD13	20"	NC

### 14. ASAP 2 SEATING OPTIONS - Seat Height (FIGURE 16.1)

<input type="checkbox"/>	178HT60	Super Low 15.5" Seat-to-Floor 17" Seat-to-Floor with tilt	NC
<input type="checkbox"/>	178HT61	Medium 16.5" Seat-to-Floor 18" Seat-to-Floor with tilt	NC

<input type="checkbox"/>	178HT62	Tall 17.5" Seat-to-floor 19" Seat-to-Floor with tilt	NC
--------------------------	---------	---	----

### 15. ASAP 2 SEATING OPTIONS - WITHOUT POWER TILT Back Height (FIGURE 17.1) (Upholstery) NA tilt

#### Canes and Adjustable Upholstery

<input type="checkbox"/>	178B148	16"	NC
<input type="checkbox"/>	178B156	17"	NC
<input type="checkbox"/>	178B149	18"	NC

<input type="checkbox"/>	178B157	19"	NC
<input type="checkbox"/>	178B150	20"	NC



FIGURE 14.1 - Seat Width



FIGURE 15.1 - Seat Depth



FIGURE 16.1 - Seat Height



FIGURE 17.1 - Back Height

### 16. ASAP 2 SEATING OPTIONS - Footrest

#### Hanger & Extension w/ Adult Angle Adjustable Footplates (Per Pair)

NOTE: Not all combinations of Hangers and Footplates are available. Please obtain a quote to verify availability.

<input type="checkbox"/>	178H95	65° Swing Away (PR) <b>(See FIG. 18.1)</b>	NC
<input type="checkbox"/>	178H68	Manual ELR S/A (PR) <b>(See FIG. 18.3)</b>	\$345
<input type="checkbox"/>	178H32	Omit Hangers	-\$20
<input type="checkbox"/>	178H38	Swing Away Power ELR w/ Articulation (PR)	\$1,440



FIG. 18.1 - 65° Swing Away



FIG. 18.3 ELR Swing Away

#### Extension Tubes

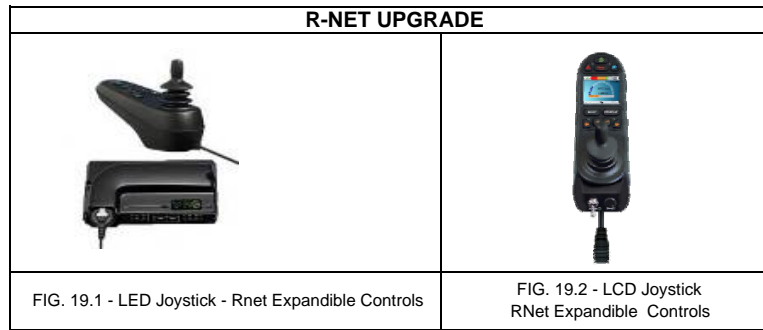
<input type="checkbox"/>	166E1	SHORT (S/A 13" - 15.5")	NC
<input type="checkbox"/>	166E2	MED (S/A 15" - 18")	NC
<input type="checkbox"/>	166E5	LONG (S/A 18" - 20")	NC
<input type="checkbox"/>	166E16	High Mount Extension Tube	NC

When selecting powered legrests, R net Upgrade must be selected at additional costs

When Selecting tilt, recline & powered legrests, R net Upgrade and Thru Drive 2+ (ISM Module) must be selected at additional costs

## 17. EXPANDABLE R-NET ELECTRONICS - Expandable Drive Control Upgrade Options

*Req. for multiple drive profiles, switch operation or operation of more than one actuator.*



## 18. R-NET ELECTRONICS - R-NET JOYSTICKS, AUXILIARY CONTROLS & OPTIONS

JOYSTICKS		
<input type="checkbox"/> 178J70	Joystick Std. LED for Expanded Controls <b>(FIG 19.1)</b>	\$655
<input type="checkbox"/> 178J88	LCD Joystick w/ Toggle, Speed Pot & Colour display for Expanded Controls <b>(FIG. 19.2)</b>	\$895
<input type="checkbox"/> 178HM8	Right Side Mount	NC
<input type="checkbox"/> 178HM9	Left Side Mount	NC
<input type="checkbox"/>	Swing-Away Mount	\$325
<input type="checkbox"/>	Fixed Mount	NC
	<input type="checkbox"/> Left <input type="checkbox"/> Right	
<input type="checkbox"/>	Omni with IR for use with above Joystick choice	\$846
<input type="checkbox"/> 178IS02	R-net Output Module for use with Joystick <b>(FIG. 21.8)</b>	\$1,240


SPECIALTY INPUT / OUTPUT		
<input type="checkbox"/> 178J91	Specialty Control on-chair package R-net with Omni <b>(FIG. 21.5)</b>	\$995
<input type="checkbox"/> 178J90	Specialty Control on-chair package R-net / Omni & Output Module <b>(FIG. 21.6)</b>	\$1,615
<input type="checkbox"/> 178J89	Specialty Control on-chair package R-net / Omni w/ Compact JS <b>(FIG. 21.7)</b>	\$1,615
<input type="checkbox"/> 178DA04	R-net Output Module only (Extern. Comm use without OMNI) <b>(FIG. 21.8)</b>	\$1,530
<input type="checkbox"/> 178A602	R-net Bluetooth Mouse Mover	\$770

### ACCESSORIES

<input type="checkbox"/> 178DA05	Stereo to 2 mono splitter <b>(FIG. 21.3)</b>	\$90
<input type="checkbox"/> 178DA06	R-net Connector Block <b>(FIG. 21.4)</b> <i>(Incl. with specialty controls if 2nd Block required)</i>	\$230

### LED JOYSTICK AS ATTENDANT CONTROL ( mounted on back cane)

<input type="checkbox"/> 166J88	As stand alone (no user joystick)	\$455
<input type="checkbox"/> 166A401	Addition - chair also has client joystick <i>(Includes 1 hour labour charge)</i>	\$1,123



## 19. ELECTRONICS - Attendant Control

<input type="checkbox"/> 178A465	Attendant Control VR2 <i>(Non Expandable (FIG. 22.1))</i>	\$995
<input type="checkbox"/> 178A450	Attendant Control R-net <i>(Expandable (FIG. 22.2))</i> <i>(Requires R-Net Upgrade)</i>	\$995



### ATTENDANT CONTROL MOUNTING LOCATION

<input type="checkbox"/> 178DN1	Right Back Cane	NC
<input type="checkbox"/> 178DN2	Left Back Cane	NC

**20. ELECTRONICS - Electronic Programmers**

<input type="checkbox"/> 178PR2	VR-2 Hand Held Programmer	\$385	<input type="checkbox"/> 178PR4	R-net DTT - hand held programmer	\$845
<input type="checkbox"/> 178PR3	R-net PC Program and Programming Dongle	\$695		<b>(FIG. 24.2)</b>	



FIGURE 24.1 - VR-2 Hand Held Programmer



FIGURE 24.2 R-net DTT

**21. SPECIALTY DRIVER CONTROL OPTIONS**

*Requires expandable control selection from section #21. All packages must be added to the specialty control package. Figure 21.5*

<input type="checkbox"/> <b>Quickie Sip N' Puff System (FIG. 25.1)</b>	<b>\$2,795</b>	<input type="checkbox"/> <b>ASL Proportional Mini Joystick Chin / Lip Control Package (FIG. 25.5)</b>	<b>\$4,595</b>
178ID43 Sip N' Puff Kit		178ID41 Mini Joystick	
178II11 Headrest		178II11 Headrest	
178IJ02 Headrest removable mount		178IJ02 Headrest removable mount	
178IH3 Sip N' Puff Tubing and Hardware			
<input type="checkbox"/> <b>ASL Head Array Package - Small (FIG. 25.2)</b>	<b>\$4,390</b>	<input type="checkbox"/> <b>ASL Proportional Mini Joystick Midline with Gatlin Package (FIG. 25.6)</b>	<b>\$4,595</b>
178II08 ASL Proximity Head Array		178ID42 Mini Joystick	
178IJ02 Headrest removable mount		178IM04 Swing Away Mount	
<input type="checkbox"/> <b>Switch IT Head Array Package - Adult (FIG. 25.3)</b>	<b>\$4,390</b>	<input type="checkbox"/> <b>Proportional Chin Control Package</b>	<b>\$3,795</b>
178II09 Switch It Proximity Head Array		178ID45 Proportional Joystick	
178IJ02 Headrest removable mount		178IJ02 Removable Mount	
<input type="checkbox"/> <b>Switch IT Head Array Package - Paed. (FIG. 25.4)</b>	<b>\$4,390</b>		
178II10 Switch It Proximity Head Array			
178IJ02 Headrest removable mount			



FIG. 25.1 - Sip N Puff System



FIG. 25.2 - ASL Head Array Pkg.



FIG. 25.5 - ASL Prop Joystick / Chin Strap



FIGURE 25.6 - ASL Prop Joystick w/Gatlin



FIG. 25.3 - Head Array Adult



FIGURE 25.4 - Switch IT Head Array-Pediatric

**22. SPECIALTY OPTIONS**

<input type="checkbox"/> 178SW19	Penta Switch with DB9 Connector <b>(FIG. 26.1)</b>	\$305
<input type="checkbox"/> 178ID46	CA5-5 Switch Adapt w/ DB9 Conn. <b>(FIG. 26.2)</b>	\$230



FIGURE 26.1 Penta Switch with DB9 Conn. FIGURE 26.2 CA5-5 Switch Adapt w/DB9 Conn.

**23. SINGLE SWITCH OPTIONS**

<input type="checkbox"/> 178SW12	Buddy Button Switch <b>(FIG. 27.1)</b>	\$115
<input type="checkbox"/> 178SW13	Disc Switch <b>(FIG. 27.2)</b>	\$245
<input type="checkbox"/> 178SW14	Egg Switch - Black <b>(FIG. 27.3)</b>	\$115
<input type="checkbox"/> 178SW15	Micro Light Switch <b>(FIG. 27.4)</b>	\$115

<input type="checkbox"/> 178SW16	Ribbon Switch <b>(FIG. 27.5)</b>	\$145
<input type="checkbox"/> 178SW17	Wobble Switch <b>(FIG. 27.6)</b>	\$770



FIGURE 27.1 - Buddy Button Switch

FIGURE 27.2 - Disc Switch



FIGURE 27.5 - Ribbon Switch

FIGURE 27.6 - Wobble Switch



FIGURE 27.3 - Egg Switch - Black

FIGURE 27.4 - Micro Light Switch

**24. SINGLE SWITCH MOUNT BRACKET OPTIONS**

<input type="checkbox"/> 178SW18	Switch Mount Bracket <b>(FIG. 28.1)</b>	\$300
----------------------------------	---	-------

**25. ACCESSORIES - Tray Table**

<input type="checkbox"/> 178A200	Swing Over <b>(FIG. 28.2)</b>	\$310
----------------------------------	-------------------------------	-------



FIGURE 28.1 - Switch Mount Bracket



FIGURE 28.2 - Tray Table (Swing Over)

**TOTAL CHAIR PRICE: \$ \_\_\_\_\_**

