

Effective: July, 2011

ORDERING INFORMATION: Phone: (02) 8858 9191 • Fax: (02) 8858 9155 • Email: orders@sunrisemedical.com.au

### ACCOUNT INFORMATION

<b>Account:</b> _____	<b>Ship To:</b> _____
<b>Date:</b> _____	<b>Name:</b> _____
<b>PO#:</b> _____	<b>Address:</b> _____
<b>Therapist:</b> _____	<b>City / State:</b> _____
<b>Customer Name:</b> _____	<b>Postcode:</b> _____ <b>Phone:</b> _____

### 1. QUICKIE PULSE™

#### PULSE™ 6

178PC65 Quickie Pulse™ VR2 Standard Chair \$5,995

See Figure 1.1 (Seating Options in Sections 13 - 18)

Includes:-	Base package includes frame, standard wheels, casters, seat interface, standard electronics package. Client accessories and other options to alter chair performance are additional charge.
70A VR2 Drive Control	
with 4 Btn Hand Cntrl (Fig. 1.2)	
136 kg 9.6 kph Motor Package (Fig. 1.3)	
Quickie ASAP 2 Seat Frame (Fig. 1.4)	
Vehicle tie down points- transit ready	
Flip Back Height Adj. Armrests	
w/ Waterfall Arm pads 14" (Fig. 1.5)	
Auto style positioning belt (Fig. 1.6)	
8A Offboard Charger (Fig. 1.7)	
50 AMP/HR Gel batteries	
13" Drive Pneumatic Wheels (Fig. 1.8)	



1.1 - Quickie Pulse™ 6 VR2 Standard Chair

1.2 Non expandable P+G VR2 Drive Control

#### WHEELOPTIONS

167D51 13" Cast Wheel Pneumatic with Solid / Inserts \$280

### 2. BASE CHAIR OPTIONS - SHROUD COLOR

178C97 High Gloss Black (Fig. 2.1) NC  
 178C98 Candy Apple Red (Fig. 2.2) NC

### 3. BATTERY

178A47 22NF Gel Cell (PR) STD

#### STANDARD JOYSTICK

VR2 Joystick - Fig 1.2

Standard Mount NC  
 Swing Away Mount \$325  
 Left Side  Right side



1.3 Motor Pkg

1.4 ASAP Seat Frame

1.5 Adj. Armrests



1.6 Positioning Belt

1.7 Off Board Charger

1.8 Drive Wheels



1.9 - Quickie Pulse™ 6 VR2 Standard Chair



For Advanced Joystick options, R-Net upgrade please see page 4!

**4. POWER SEAT OPTION (Figure 4.1)**

<input type="checkbox"/>	178PJ4	Quickie Rehab 50° CG Tilt	\$2,600
<input type="checkbox"/>	178PA6	Power Recline without Shear reduction (Only Available with a 30° tilt option)	\$1,450



Figure 4.1 - Quickie Rehab 50° CG Tilt with ASAP 2 Seating

When Selecting Tilt + Recline - R net Upgrade must be selected at additional cost

When Selecting tilt, recline & powered legrests, R net Upgrade **and** Thru Drive 2+ (ISM Module) must be selected at additional costs

**5. ASAP 2 PULSE (TILT) BACKREST OPTIONS - Back Type**

<input type="checkbox"/>	178BT92	NEW Curved Backrest (Fig. 5.1) (NC with Power Tilt)	\$339
<input type="checkbox"/>	178BT87	Omit Backrest and Upholstery	-\$15.00
<input type="checkbox"/>	178BT93	NEW JAY SPO Posterior positioning Back for Power Tilt (Figure 5.2 below) (includes the JAY Foam Customization Kit, which allows for custom positioning of scapula, vertebrae, thoracic spine, lumbar curve & pelvic crest through interchangeable foam pieces integral to the back.)	\$695




Figure 5.1 - Curved Backrest



Figure 5.2 - JAY SPO Back for P-Tilt

**6. ASAP 2 PULSE (TILT) BACKREST OPTIONS - Back Height (Fig. 6.1)**

Add 3" for actual measurement from pan to top of back for cushion.

<input type="checkbox"/>	178B149	18"	NC
<input type="checkbox"/>	178B150	20"	NC
<input type="checkbox"/>	178B151	22" (Only avail with Tilt)	NC
<input type="checkbox"/>	178B152	24" (Only avail with Tilt)	NC

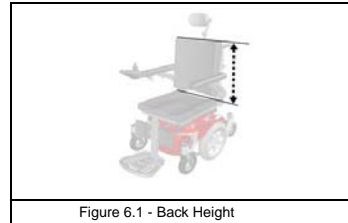


Figure 6.1 - Back Height

**7. PULSE REHAB TILT ACTIVATION OPTIONS**

<input type="checkbox"/>	178TJ1	Standard Toggle Switch Activation <b>Toggle Switch Mount Locations - Choose 1</b>	NC
<input type="checkbox"/>	178TN1	Mount next to Joystick	NC
<input type="checkbox"/>	178TN2	Mount Opposite Joystick (not permitted when used w/ Omni)	NC
<input type="checkbox"/>	178TJ3	Thru Drive Control (Fig. 7.2)	NC
<input type="checkbox"/>	178EO4	Thru Drive 2+ Actuators (requires upgrade to R-Net system at additional cost)	\$995



Figure 7.1 - Standard Toggle Switch Activation



Figure 7.2 - Thru Drive Control

**8. PULSE REHAB TILT BACKREST OPTIONS - Headrest**

Included at no charge on Specialty Controls (Figure 8.1)

<input type="checkbox"/>	<b>New Whitmyer Linx Headrest - Small</b>	<b>\$425</b>	<input type="checkbox"/>	<b>New Whitmyer Linx Headrest - Large</b>	<b>\$425</b>
	178HE60	Plush Head Support Pad 8" x 4.5"		178HE66	Plush Head Support Pad 10" x 4.5"

**9. POSITIONING OPTIONS - Swing Away Thoracic Supports (Figure 9.1)**

Track Mounting not available on No Charge SPOT Back. Sold as EACH. Must select both left and right for a pair; mix sizing permitted.

<input type="checkbox"/>	<b>Swing Away Lat. Thoracic Supports - LEFT</b>	<b>\$395</b>	<input type="checkbox"/>	<b>Swing Away Lat. Thoracic Supports - RIGHT</b>	<b>\$395</b>
	1782V09	Lateral Pad Curved 4 x 5"		1782V10	Lateral Pad Curved 4 x 5"
<input type="checkbox"/>	<b>Swing Away Lat. Thoracic Supports - LEFT</b>	<b>\$395</b>	<input type="checkbox"/>	<b>Swing Away Lat. Thoracic Supports - RIGHT</b>	<b>\$395</b>
	1782V11	Lateral Pad Curved 4 x 6"		1782V12	Lateral Pad Curved 4 x 6"

**10. POSITIONING OPTIONS-New Long Thigh Supports w/ Mesh Pocket (Figure 10.1)**

Sold as EACH. **Must select both left and right for a pair.**

Removable Thigh Supports with Mesh Pocket - LEFT \$395

Removable Thigh Supports with Mesh Pocket - RIGHT \$395

**11. POSITIONING OPTIONS-Swing Away Adductor Supports (Figure 11.1)**

Sold as EACH. **Must select both left and right for a pair. Only available with Centre Mount Footrest.**

Knee Adductor Supports - LEFT \$495

178KB4 Knee Adductor Support - Left  
178XX03 Swing Away Mount - Left

Knee Adductor Supports - RIGHT \$495

178KB3 Knee Adductor Support - Right  
178XX02 Swing Away Mount - Right

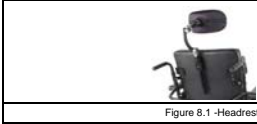


Figure 8.1 - Headrest



Figure 9.1 - Swing Away Thoracic Supports




Figure 10.1 - Thigh Supports w/ Mesh Pocket



Figure 11.1 - Swing Away Knee Adductor

**12. POSITIONING OPTIONS - Additional Options**

- 178A810 Dove Tail Seat Rail Track (Fig. 12.1) \$115  
(Incl w/ thigh & adductor supports)
- 178A811 Padded Chest Strap (Fig. 12.2) \$345
- 178A812 Special 2 Point Locking Armrest \$215  
9"-10" Ht (Flip Back) Dove Tail Seat Rail  
Track Required (Fig 12.3)
- 178A813 Special 2 Point Locking Armrest \$215  
11"-12" Ht (Flip Back) Dove Tail Seat  
Rail Track Required (Fig 12.3)



Fig. 12.1 - Dove Tail Track



Fig. 12.2 - Padded Chest Strap



Fig. 12.3 - 2PT Lock Armrest

**POSITIONING BELT - Select for any style seat**

- 166A155 Auto Style Buckle NC
- 166A12 Belt 2" Aircraft Buckle \$110

**13. ASAP 2 SEATING OPTIONS - Seat Width (Figure 14.1)**

- 178S7 16" NC
- 178S8 17" NC
- 178S9 18" NC
- 178S10 19" NC
- 178S11 20" NC

**14. ASAP 2 SEATING OPTIONS - Seat Depth (Figure 15.1)**

- 178SD9 16" NC
- 178SD10 17" NC
- 178SD11 18" NC
- 178SD12 19" NC
- 178SD13 20" NC

**15. ASAP 2 SEATING OPTIONS - Seat Height (Figure 16.1)**

- 178HT60 Super Low 15.5" Seat-to-Floor NC  
17" Seat-to-Floor with tilt
- 178HT61 Medium 16.5" Seat-to-Floor NC  
18" Seat-to-Floor with tilt
- 178HT62 Tall 17.5" Seat-to-floor NC  
19" Seat-to-Floor with tilt

**16. ASAP 2 SEATING OPTIONS - WITHOUT POWER TILT Back Height (Figure 17.1) (Upholstery) NA tilt**

Canes and Adjustable Upholstery

- 178B148 16" NC
- 178B156 17" NC
- 178B149 18" NC
- 178B157 19" NC
- 178B150 20" NC



Figure 14.1 - Seat Width



Figure 15.1 - Seat Depth



Figure 16.1 - Seat Height



Figure 17.1 - Back Height

**17. ASAP SEATING OPTIONS - Footrest**

Hanger & Extension w/ Adult Angle Adjustable Footplates (Per Pair)

NOTE: Not all combinations of Hangers and Footplates are available. Please obtain a quote to verify availability.

- 178H95 65° Swing Away (PR) (Fig 18.1) NC
- 178H94 75° Tapered Swing Away (PR) NC
- 178H6 90° Swing Away (PR) NC
- 178H98 Centre Mount (Includes Footrest) (Fig 18.2) \$115
- 178H68 Manual ELR S/A Alum footplates only (PR) (Fig 18.3) \$345
- 178H32 Omit Hangers -\$20
- 178H38 Swing Away Power ELR w/Articulation (PR) \$1,440



Fig. 18.1 - 65° Swing Away



Fig. 18.2 Centre Mount



Fig. 18.3 ELR Swing Away

When selecting powered legrests, R net Upgrade must be selected at additional costs

When Selecting tilt, recline & powered legrests, R net Upgrade and Thru Drive 2+ (ISM Module) must be selected at additional costs

**18. EXPANDABLE R-NET ELECTRONICS - Expandable Upgrade Options**

Required for multiple drive profiles, Specialty drive controls, bluetooth/IR compatibility or operation of more than one actuator, such as powered legrests.

**Joysticks**

<input type="checkbox"/>	178J70	Joystick Std. LED for Expanded Controls (Fig. 21.1)	\$655
<input type="checkbox"/>	178J88	LCD Joystick w/ Toggle, Speed Pot & Colour display for Expanded Controls (Fig 21.2)	\$895
<input type="checkbox"/>	178HM8	Right Side Mount	NC
<input type="checkbox"/>	178HM9	Left Side Mount	NC
<input type="checkbox"/>		Swing-Away Mount	\$325
<input type="checkbox"/>		Fixed Mount	NC
<input type="checkbox"/>		Omni with IR for use with above Joystick choice	\$846
<input type="checkbox"/>	178IS02	R-net Output Module for use with Joystick (Fig. 21.8)	\$1,240

**Specialty Input / Output**

<input type="checkbox"/>	178J91	Specialty Control on-chair package R-net with Omni (Fig. 21.5)	\$995
<input type="checkbox"/>	178J90	Specialty Control on-chair package R-net / Omni & Output Module (Fig. 21.6)	\$1,615
<input type="checkbox"/>	178J89	Specialty Control on-chair package R-net / Omni w/ Compact JS (Fig. 21.7)	\$1,615
<input type="checkbox"/>	178DA04	R-net Output Module only (Extern. Comm use without OMNI) (Fig. 21.8)	\$1,240
<input type="checkbox"/>	178A602	R-net Bluetooth Mouse Mover	\$770

**ACCESSORIES**

<input type="checkbox"/>	178DA05	Stereo to 2 mono splitter (Fig. 21.3)	\$90
<input type="checkbox"/>	178DA06	R-net Connector Block (Fig. 21.4) <i>(Incl. with specialty controls if 2nd Block required)</i>	\$230

**LED JOYSTICK AS ATTENDANT CONTROL ( mounted on back cane)**

<input type="checkbox"/>	166J88	As stand alone (no user joystick)	\$455
<input type="checkbox"/>	166A401	Addition - chair also has client joystick <i>(Includes 1 hour labour charge)</i>	\$1,123



Figure 21.1 - Standard Joystick



Figure 21.2 - Joystick w/ Toggle



Figure 21.5 - Specialty Cntrl Pkg.



Figure 21.6 - R-net Omni In / Out Mod



Figure 21.3 - Splitter




Figure 21.4 - R-net Connector



Figure 21.7 - R-net w/ Omni



Figure 21.8 - R-net Output Mod.

**19. ELECTRONICS - Attendant Control**

<input type="checkbox"/>	178A465	Attendant Control VR2 <i>(Non Expandable (Fig. 22.1))</i>	\$995
<input type="checkbox"/>	178A450	Attendant Control R-net <i>(Expandable (Fig. 22.2) Requires R-Net Upgrade)</i>	\$995

**ATTENDANT CONTROL MOUNTING LOCATION**

<input type="checkbox"/>	178DN1	Right Back Cane	NC
<input type="checkbox"/>	178DN2	Left Back Cane	NC



Figure 22.1 - Att. Cntrl Non-Expandable



Figure 22.2 - Att. Cntrl Expandable

**20. ELECTRONICS - Electronic Programmers**

<input type="checkbox"/>	178PR2	VR-2 Hand Held Programmer	\$385
<input type="checkbox"/>	178PR3	R-net PC Program and Programming Dongle	\$695
<input type="checkbox"/>	178PR4	R-net DTT Hand Held Programmer	\$845

**21. ACCESSORIES - Tray Table**

<input type="checkbox"/>	178A200	Swing Over (Fig. 29.1)	\$310
--------------------------	---------	------------------------	-------



**22. SPECIALTY DRIVER CONTROL OPTIONS**

*Requires expandable control selection. All packages must be added to the specialty control package. Figure 21.5*

<input type="checkbox"/> <b>Quickie Sip N' Puff System (Fig. 25.1)</b>		<b>\$2,795</b>
178ID43	Sip N' Puff Kit	
178II11	Headrest	
178IJ02	Headrest removable mount	
178IH3	Sip N' Puff Tubing and Hardware	
-		
<input type="checkbox"/> <b>ASL Head Array Package - Small (Fig. 25.2)</b>		<b>\$4,390</b>
178II08	ASL Proximity Head Array	
178IJ02	Headrest removable mount	
-		
<input type="checkbox"/> <b>Switch IT Head Array Package - Adult (Fig 25.3)</b>		<b>\$4,390</b>
178II09	Switch It Proximity Head Array	
178IJ02	Headrest removable mount	
-		
<input type="checkbox"/> <b>Switch IT Head Array Package - Ped. (Fig. 25.3)</b>		<b>\$4,390</b>
178II10	Switch It Proximity Head Array	
178IJ02	Headrest removable mount	
-		

<input type="checkbox"/> <b>ASL Proportional Mini Joystick Chin/Lip Control Package (Fig. 25.4)</b>		<b>\$4,595</b>
178ID41	Mini Joystick	
178II11	Headrest	
178IJ02	Headrest removable mount	
-		
<input type="checkbox"/> <b>ASL Proportional Mini Joystick Midline with Gatlin Package (Fig. 25.4)</b>		<b>\$4,595</b>
178ID42	Mini Joystick	
178IM04	Swing Away Mount	
-		
<input type="checkbox"/> <b>Proportional Chin Control Package</b>		<b>\$3,795</b>
178ID45	Proportional Joystick	
178IJ02	Removable Mount	
<input type="checkbox"/> <b>178SW19</b>	<b>Penta Switch with DB9 Connector (Fig 25.5)</b>	<b>\$305</b>
<input type="checkbox"/> <b>178ID46</b>	<b>CA5-5 Switch Adapt (Fig 25.6)</b>	<b>\$230</b>



Fig 25.1



Fig 25.2



Fig 25.3



Fig 25.4



Fig 25.5



Fig 25.6

<input type="checkbox"/>	178SW12	Buddy Button Switch	\$115
<input type="checkbox"/>	178SW13	Disc Switch	\$245
<input type="checkbox"/>	178SW14	Egg Switch - Black	\$115
<input type="checkbox"/>	178SW15	Micro Light Switch	\$115
<input type="checkbox"/>	178SW16	Ribbon Switch	\$145
<input type="checkbox"/>	178SW17	Wobble Switch	\$770
<input type="checkbox"/>	178SW18	Switch Mount Bracket	\$300

**TOTAL CHAIR PRICE: \$ \_\_\_\_\_**