

ACCOUNT INFORMATION

Account No: _____	Ship To: _____
Date: _____	Name: _____
P.O. #: _____	Address: _____
Therapist: _____	City: _____ State: _____
Customer Name: _____	Postcode: _____ Phone: _____

Shark S Basic Price = \$6590.00

Part No: 471 900 000


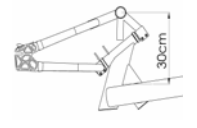
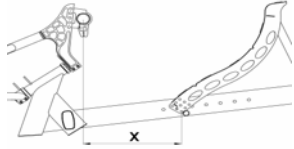
All prices are RRP in AU\$.





When ordering spare parts, please give the part number and not the code number



STD = Standard, OPT = Optional, \$ = upcharge

Please put a cross against your selected options and accessories.

Frame Colours			Sling
<input type="checkbox"/> (1) White RAL 9010	<input type="checkbox"/> (12) Forest Green	<input type="checkbox"/> (23) Matt Red	Sling only available in black
<input type="checkbox"/> (2) Brilliant Silver	<input type="checkbox"/> (13) Flip Flop Blue / Green	<input type="checkbox"/> (24) Tutti Frutti Orange	
<input type="checkbox"/> (3) Matt Silver	<input type="checkbox"/> (14) Blue	<input type="checkbox"/> (25) Amethyst Fantasy	
<input type="checkbox"/> (4) Silver	<input type="checkbox"/> (15) Brilliant Marine	<input type="checkbox"/> (26) Silver Texture	
<input type="checkbox"/> (5) Moon Silver	<input type="checkbox"/> (16) Matt Marine	<input type="checkbox"/> (27) Graphitmetallic	
<input type="checkbox"/> (6) Sun Yellow	<input type="checkbox"/> (18) Illusion Lapis	<input type="checkbox"/> (28) Platinmetallic	
<input type="checkbox"/> (7) Brilliant Lime	<input type="checkbox"/> (19) Brilliant Purple	<input type="checkbox"/> (29) Black	
<input type="checkbox"/> (8) Matt Lime	<input type="checkbox"/> (20) Matt Purple	<input type="checkbox"/> (30) Mystery	
<input type="checkbox"/> (9) Candy Teal	<input type="checkbox"/> (21) Red Ruby		
<input type="checkbox"/> (10) Matt Candy Teal	<input type="checkbox"/> (22) Brilliant Red		

Fork / Frame																			
Seat width <input type="checkbox"/> 36 cm <input type="checkbox"/> 38 cm <input type="checkbox"/> 40 cm <input type="checkbox"/> 42 cm <input type="checkbox"/> 44 cm <input type="checkbox"/> 46 cm	Standard frame <input type="checkbox"/> Short frame (6501) Frame length with: - 20" rear wheel 197 cm - 26" rear wheel 202 cm - without: - rear wheels 142 cm - steering fork and rear wheels 105 cm <input type="checkbox"/> Long frame (6502) Frame length with: - 20" rear wheel 203 cm - 26" rear wheel 207 cm - without: - Rear wheels 149 cm - Steering fork and rear wheels 110 cm Transfer seat height 18 cm <input type="checkbox"/> STD NC Detachable Fork <input type="checkbox"/> STD \$375	High-mount fork with adjustable ball-bearing retainer (with carbon fibre chain guard) (6508) Height adjustable in 2 cm increments from <input type="checkbox"/> 38 cm <input type="checkbox"/> *40 cm * Factory setting <input type="checkbox"/> 42 cm  (Distance from upper edge of seat to centre of bottom bracket) <input type="checkbox"/> STD NC Low-mount fork with fixed bottom bracket height (6509) 30cm distance from upper edge of seat to centre of bottom bracket  <input type="checkbox"/> STD \$375	Adjustable backrest position (Distance between centre of bottom bracket & backrest width). <table border="0" style="width: 100%;"> <tr> <td style="text-align: center;">Fork High mount</td> <td style="text-align: center;">Fork Low mount</td> </tr> <tr> <td><input type="checkbox"/> 25 cm</td> <td><input type="checkbox"/> 36 cm</td> </tr> <tr> <td><input type="checkbox"/> *30 cm *Factory setting</td> <td><input type="checkbox"/> *41 cm</td> </tr> <tr> <td><input type="checkbox"/> 35 cm</td> <td><input type="checkbox"/> 46 cm</td> </tr> <tr> <td><input type="checkbox"/> 40 cm</td> <td><input type="checkbox"/> 51 cm</td> </tr> <tr> <td><input type="checkbox"/> 45 cm</td> <td><input type="checkbox"/> 56 cm</td> </tr> <tr> <td><input type="checkbox"/> 50 cm</td> <td><input type="checkbox"/> 61 cm</td> </tr> <tr> <td><input type="checkbox"/> 55 cm</td> <td><input type="checkbox"/> 66 cm</td> </tr> </table> 	Fork High mount	Fork Low mount	<input type="checkbox"/> 25 cm	<input type="checkbox"/> 36 cm	<input type="checkbox"/> *30 cm *Factory setting	<input type="checkbox"/> *41 cm	<input type="checkbox"/> 35 cm	<input type="checkbox"/> 46 cm	<input type="checkbox"/> 40 cm	<input type="checkbox"/> 51 cm	<input type="checkbox"/> 45 cm	<input type="checkbox"/> 56 cm	<input type="checkbox"/> 50 cm	<input type="checkbox"/> 61 cm	<input type="checkbox"/> 55 cm	<input type="checkbox"/> 66 cm
Fork High mount	Fork Low mount																		
<input type="checkbox"/> 25 cm	<input type="checkbox"/> 36 cm																		
<input type="checkbox"/> *30 cm *Factory setting	<input type="checkbox"/> *41 cm																		
<input type="checkbox"/> 35 cm	<input type="checkbox"/> 46 cm																		
<input type="checkbox"/> 40 cm	<input type="checkbox"/> 51 cm																		
<input type="checkbox"/> 45 cm	<input type="checkbox"/> 56 cm																		
<input type="checkbox"/> 50 cm	<input type="checkbox"/> 61 cm																		
<input type="checkbox"/> 55 cm	<input type="checkbox"/> 66 cm																		

Back				
Standard backrest (6504) (58 cm long) Height and angle adjustable (30° - 90°) <input type="checkbox"/> STD NC 	Neck support (6506) (To support the neck and head) Height & depth adjustable <input type="checkbox"/> STD NC  (Cannot be used in conjunction with short backrest)	Fold-down backrest (6505) (58 cm long) with quick-release axle (not for seat width 36 and not in conjunction with short backrest) <input type="checkbox"/> STD \$225.00	Short backrest (6507) (16 cm long) only with low-mount fork <input type="checkbox"/> STD NC 	Medium backrest (30 cm long) (6545) <input type="checkbox"/> STD NC 

Crank				Footrest	
Special V crank (6511) Length (L) Width B in cm		Chain plate kit	Standard V Crank (6510) with triple chain plate kit (22 / 32 / 42 teeth)		(length adjustable) (6538)
<input type="checkbox"/> 21,5	<input type="checkbox"/> 57 <input type="checkbox"/> 54 <input type="checkbox"/> 51 <input type="checkbox"/> 47	4 Arm (6512) 26 / 36 / 48 teeth	17.5 cm long, 49 cm wide (Handle centre left to right)		<input type="checkbox"/> for long legs (70 - 95 cm)
<input type="checkbox"/> 20,5	<input type="checkbox"/> 57 <input type="checkbox"/> 54 <input type="checkbox"/> 51 <input type="checkbox"/> 47	<input type="checkbox"/> STD NC Chain plate kit	can only be used with high-mount fork		<input type="checkbox"/> for short legs (40 - 80 cm)
<input type="checkbox"/> 19,5	<input type="checkbox"/> 49 <input type="checkbox"/> 47 <input type="checkbox"/> 45 <input type="checkbox"/> 42	5 Arm (6513) 30 / 42 / 52 teeth			<input type="checkbox"/> STD NC
<input type="checkbox"/> 18,5	<input type="checkbox"/> 49 <input type="checkbox"/> 47 <input type="checkbox"/> 45 <input type="checkbox"/> 42				
<input type="checkbox"/> 17,5	<input type="checkbox"/> 49 <input type="checkbox"/> 47 <input type="checkbox"/> 45 <input type="checkbox"/> 42 <input type="checkbox"/> 40	Handle For Special V Crank (6518) (with oval gripp profile) vertical (25° tilt)	Handle For Standard V Crank (6517) Vertical (15° tilt), <input type="checkbox"/> Tube diameter 30 mm <input type="checkbox"/> Tube diameter 40 mm		
			Without crank and crank bearing (6517)		
<input type="checkbox"/> OPT \$375		<input type="checkbox"/> OPT NC	<input type="checkbox"/> OPT -\$50		
Drive Wheel / Gear					
Drive Wheel 26" (559) with 26x1" Schwalbe Stelvio high performance tyres (6521)		3x9 Gear Change Race with rim brake (6527) (brake lever fitted to left handle) GripShift switch fitted		Shimano Ultegra (6528) Brake switch lever, fitted to right-hand side of the fork	
<input type="checkbox"/> OPT NC		<input type="checkbox"/> on frame, right* (6523) (* not possible with removable steering fork)			
Without drive wheel (5199)		<input type="checkbox"/> on right handle (6525) <input type="checkbox"/> on right-hand side of steering fork (6524) (The switch for the three upper chain plates is located on the crank housing)		(The switch for the three upper chain plates is located on the crank housing)	
<input type="checkbox"/> OPT -\$65		<input type="checkbox"/> on right handle (6525) <input type="checkbox"/> on right-hand side of steering fork (6524) (The switch for the three upper chain plates is located on the crank housing)		<input type="checkbox"/> OPT NC	
2 brakes and 2 GripShift on handle FMG no. 2302 (parking brake not possible with this combination)					
<input type="checkbox"/> OPT Additional Charge \$320		<input type="checkbox"/> STD NC		<input type="checkbox"/> OPT \$375	
Rear wheel					
20" (406)		Rear Wheel Tyres		Without Rear Wheels (6532)	
<input type="checkbox"/> STD NC		Schwalbe Stelvio High Performance Reifen		<input type="checkbox"/> with screw axle (6542)	
26" (559) DT Räder (6544)				<input type="checkbox"/> with quick-release axle (6541)	
<input type="checkbox"/> STD NC		<input type="checkbox"/> STD NC		<input type="checkbox"/> OPT -90	
Accessories					
Front protection plate (6533) with quick-fitting		Front headlight (6535)		Seat cushion with composite foam (3026) and black cover	
<input type="checkbox"/> OPT \$50		<input type="checkbox"/> OPT \$45		<input type="checkbox"/> OPT \$165	
Rear protection plate (6534) screw fitting		Rear light (6536)		Signal flag, bell and speedometer belong to basic equipment	
<input type="checkbox"/> OPT \$105		<input type="checkbox"/> OPT \$45		<input type="checkbox"/> STD NC	
		Waist belt (1419)		Special fittings for tetraplegics FMG no. 2363 \$210 Special builds on request	
		<input type="checkbox"/> OPT \$150		<input type="checkbox"/> OPT NC	
Shark S No: 471 900 000				\$6,590	
Total of all up charges				\$	
TOTAL RRP PRICE, Ex Castle Hill NSW.				\$	